



Students are able to produce an independent and personal practical investigation which demonstrates a highly skilled ability to use a wide range of media, techniques and processes informed by a range of artists.



Develop work based on an idea, issue, concept or theme leading to a finished outcome



COMPONENT 1 - PERSONAL INVESTIGATION



FOUNDATION WORK
Explore a range of media and techniques in preparation for Component 1




EXPLORING TECHNIQUES
Scrutinize artists' work to inspire own ideas for a final outcome


Experiment with materials including posca pens and acrylics



How to use pattern, shape and colour to create our own abstract art



Understand the work of the Abstract artists such as Matisse, Kandinsky, Ray and Heron



ABSTRACT ART
How do we recognise Abstract Art?

How do artists use colour in their work?

What are harmonious, complementary, warm and cold colours?


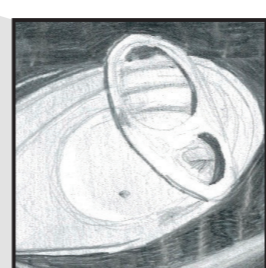
What are the primary colours?

COLOUR
Understand the colour wheel

Develop drawing and observation skills

BASIC SKILLS
What are the formal elements in Art?

Explore line and mark making using different materials




A-LEVEL

Develop investigative, analytical, practical, technical and expressive skills, aesthetic understanding and critical judgement

Develop ideas through sustained and focused investigations informed by contextual and other sources, demonstrating analytical and critical understanding

Experiment with and refine ideas for a personal outcome with increasing independence



Present a personal and meaningful response that realises intentions and, where appropriate, makes connections between visual and other elements

Acquire technical skills through working with a broad range of media, materials and techniques with purpose and intent

Select from a range of starting points provided by AQA



COMPONENT 2 - EXTERNALLY SET ASSIGNMENT



Experiment with and refine ideas to develop a personal outcome

Record observations using different techniques such as photography, drawing and painting



Take risks and learn from experience when exploring and experimenting with a wide range of ideas, processes, media and materials

GCSE

Use creative ideas to develop an imaginative final outcome inspired by Text and Image

TEXT AND IMAGE
Investigate and question the work of graffiti artists who use text in their artwork

Experiment with a wide range of techniques including digital art, collage and 3d



FOOD IN ART
Investigate the work of artists such as Lichtenstein, Stevenson and Standlee who have used food as the inspiration of some of their artwork


Scrutinize the work of a wide variety of artists

Take risks and learn from experience when exploring and experimenting with a wide range of ideas, processes, media and materials


COMPONENT 1 - PORTFOLIO

Record observations skilfully using different techniques such as photography, drawing and painting

Scrutinize the work of selected artists



How to become an effective and independent learner



YEAR 9

Exploring other artists who use Text and Image such as Wearing, Hoch and Phillips



Use creative ideas to plan a final outcome inspired by Food in Art

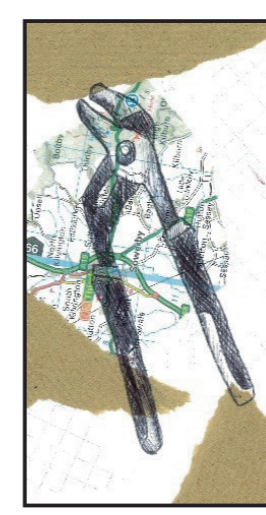


STILL LIFE
What is Still Life?




Develop observational drawing skills, looking at the shape and proportion of objects

Use tone to create added depth to drawing work



Use knowledge of still life to design and create a still life final outcome

Create distorted images inspired by the artists to realise ideas



Experiment with drawing, tone, painting and collage to create artwork



YEAR 8

Explore the work of the Still Life artists such as Dine, Milroy and Craig-Martin.

Learn to look!

IDENTITY
Research how artists such as Clang and Morton-Stanion have used Identity in their artwork



YEAR 7



WELCOME